

Downloading and Installing Electronic Filing System (EFS) Software:

1. Go to <http://www.elections.ny.gov/CFFileReports.html>
2. You may need to first install Java if it is not already installed on your computer, so click the “Download Java” link (shown above the red arrow) to install Java. This link will take you to the Java.com website to download and install Java.


Itemized Reports (Filer ID# and PIN required)

Important:

Before installing the Electronic Filing System Software, you may need to first install Java if it is not already installed on your computer.

Java 6 or higher is needed for the installation of the Electronic Filing System (EFS).

Click the [Download Java](#) link to download and install Java.



[Java installation guide for Windows users](#) (1,327 KB)
[Java installation guide for Mac users](#)
[Troubleshooting tips for using Java on Windows 8](#)

Java Browser Plugin Vulnerabilities:
As you may have read, vulnerabilities in the Java Web Browser Plugin have been found to affect recent versions of Java, including Java 6 and 7. The electronic filing system (EFS) does not use the browser plugin and is not affected by this problem. Users who are concerned about the Java Browser Plugin should know that it is possible to disable it.

Click the link, http://www.java.com/en/download/help/disable_browser.xml to disable Java in the web browser.

3. After you have installed Java, if needed, then click on the “Download EFS” link to install the EFS software.


[Java installation guide for Windows users](#) (1,327 KB)
[Java installation guide for Mac users](#)
[Troubleshooting tips for using Java on Windows 8](#)

Java Browser Plugin Vulnerabilities:
As you may have read, vulnerabilities in the Java Web Browser Plugin have been found to affect recent versions of Java, including Java 6 and 7. The electronic filing system (EFS) does not use the browser plugin and is not affected by this problem. Users who are concerned about the Java Browser Plugin should know that it is possible to disable it.

Click the link, http://www.java.com/en/download/help/disable_browser.xml to disable Java in the web browser.

Electronic Filing System (EFS) Software Version 5.1 Download

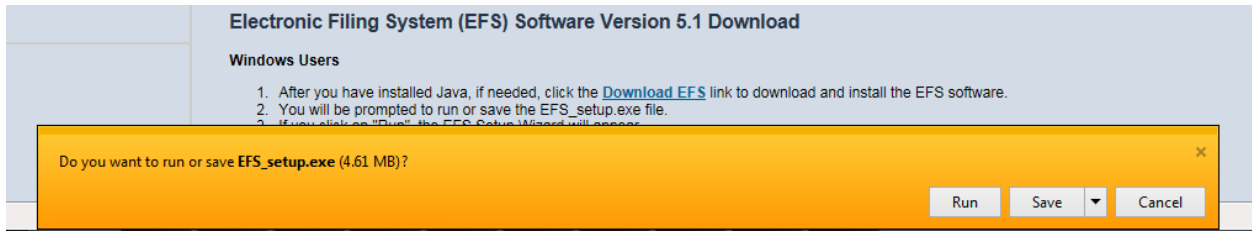
Windows Users



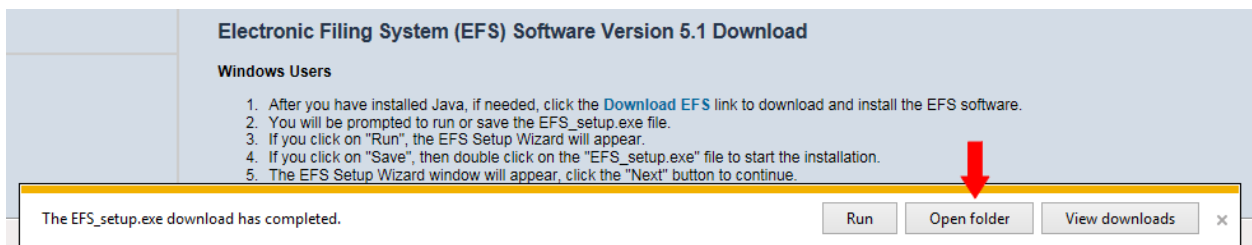
1. After you have installed Java, if needed, click the [Download EFS](#) link to download and install the EFS software.
2. You will be prompted to run or save the EFS_setup.exe file.
3. If you click on “Run”, the EFS Setup Wizard will appear.
4. If you click on “Save”, then double click on the “EFS_setup.exe” file to start the installation.
5. The EFS Setup Wizard window will appear, click the “Next” button to continue.
6. Click the “Create a desktop icon” checkbox, if it is not already checked.
7. Click the “Next” button to continue with the installation.
8. Click on the “Install” button.
9. After the installation has completed, make sure that the box next to “Launch The Electronic Filing System (EFS)” is checked.
10. Click on the “Finish” button to launch the EFS application.

Tutorials

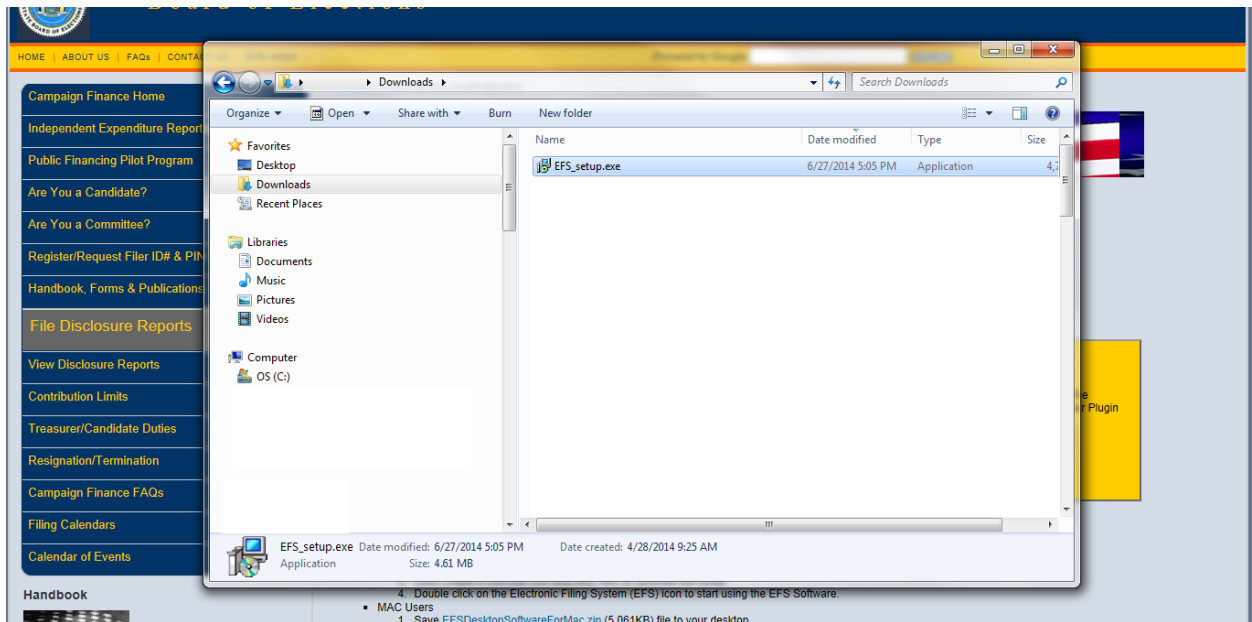
4. Depending on the type and version of the web browser you are using, such as Internet Explorer version 11, you should see the option to Run, Save, or Cancel. If you click on "Run", the EFS Setup Wizard will appear. If you click on "Save", the EFS_setup.exe file will be saved to your computer.



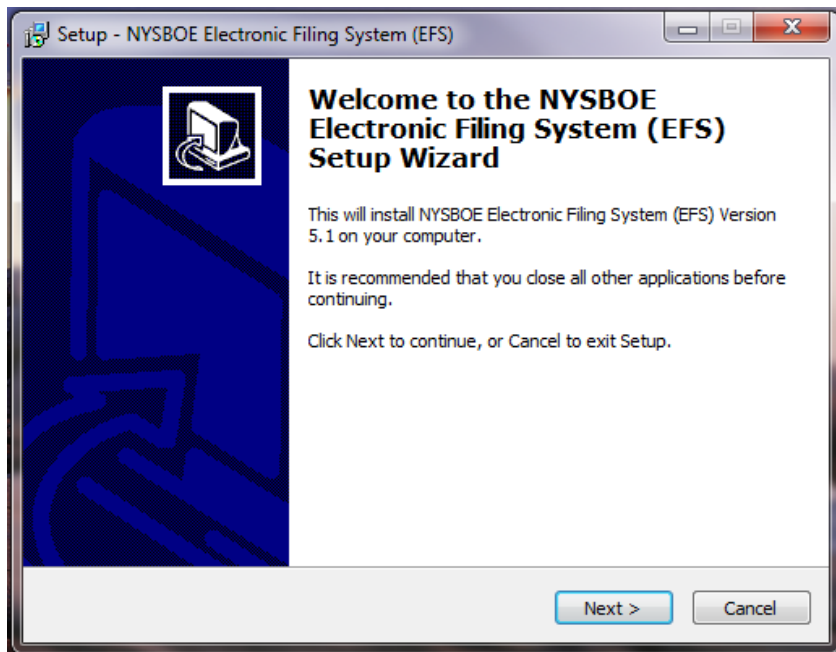
5. If you clicked on the "Save" button, click on the "Open folder" button to view the downloaded file.



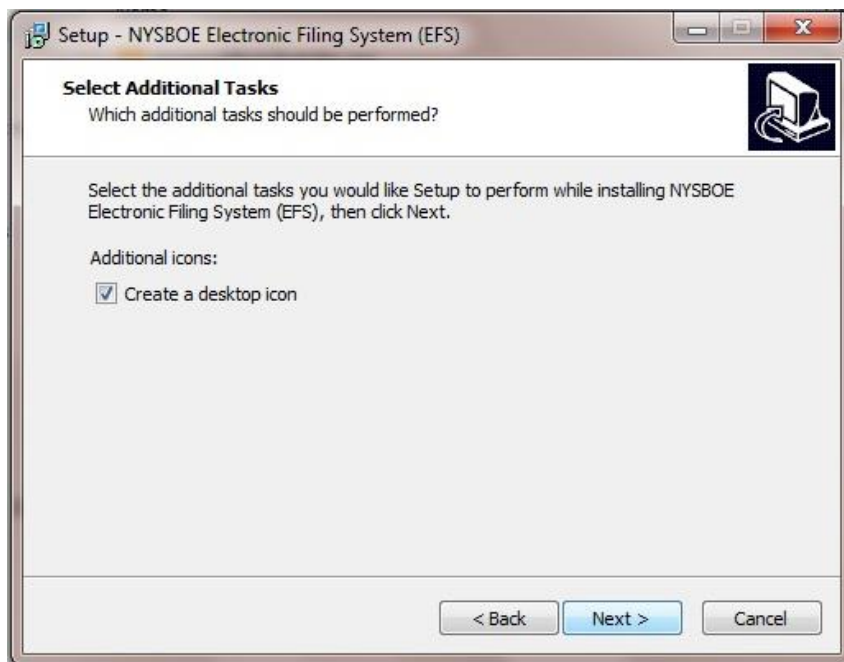
6. Now double-click on the EFS_setup.exe file to install the EFS software.



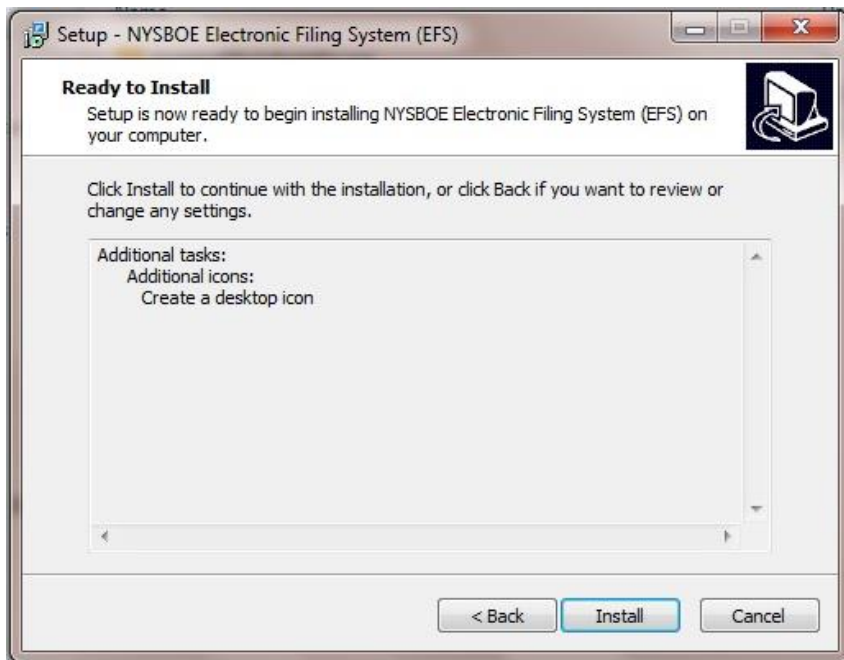
7. The EFS Setup Wizard appears and will provide instructions on how to install the software.



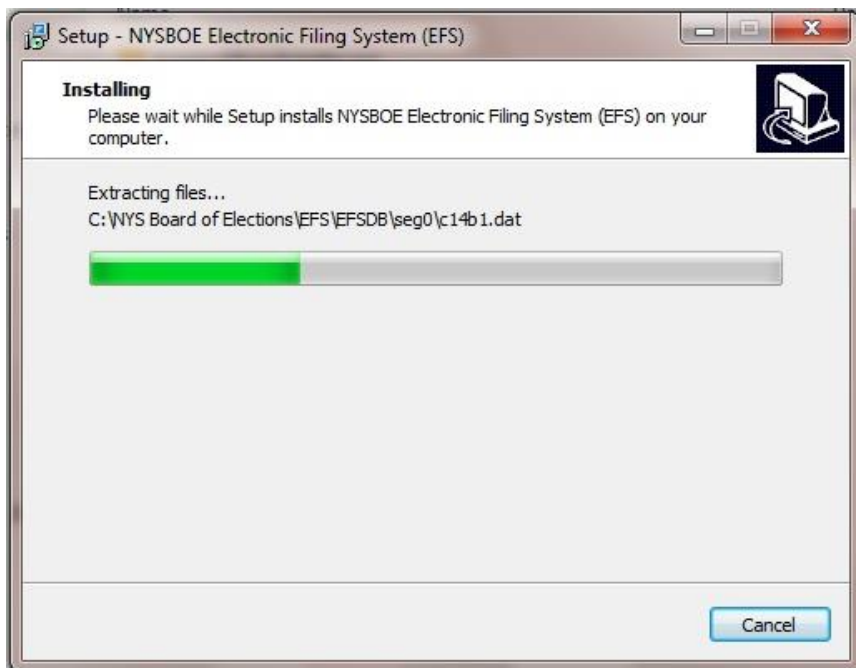
8. Click on the box next to "Create a desktop icon", and click on "Next".



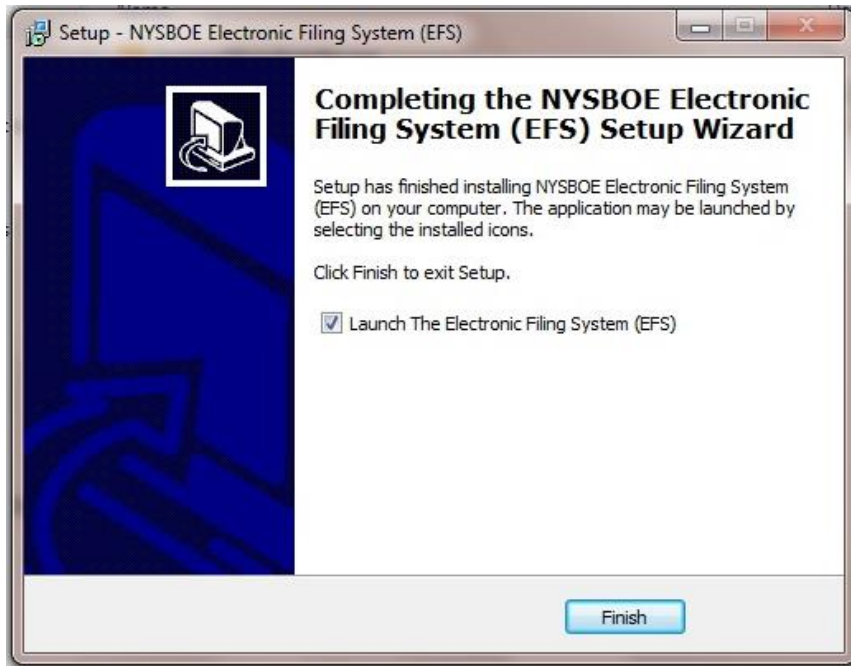
9. Click on "Install".



10. The program will take a short time to install.



11. Click on the box next to "Launch The Electronic Filing System (EFS)" if it is not already checked, and click on Finish.



12. The Electronic Filing System (EFS) software will open.

